Portfolio Snapshot : Ben Stokes Group : Test124

Market Value	Report Currency	Benchmark
$2,743,149.67	USD	Azimut Morningstar Italy All Fund GR EUR

Analysis

Asset Allocation

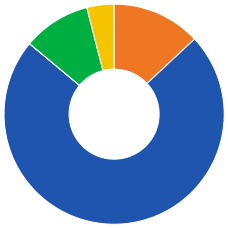

Asset Class	Net %	Bmark %
Bonds	13.05	55.53
Stocks	73.01	25.73
Cash	0.00	0.00
Other	9.96	18.04
Not Classified	3.98	0.00

Equity Investment Style %

	Value	Blend	Growth
Large	5	6	5
Mid	1	10	17
Small	6	16	35

Weight %: 50+, 25-49, 10-24, 0-9

Fixed-Income Investment Style %

	Ltd	Mod	Ext
High	0	0	10
Mid	0	60	30
Low	0	0	0

Weight %: 50+, 25-49, 10-24, 0-9

Stock Analysis

Stock Regions

	Weight %	Bmark %
Americas	5.84	44.66
Greater Europe	7.16	46.24
Greater Asia	86.99	9.09
Not Classified	0.00	0.00

Stock Sector

	Portfolio %	Bmark %
Basic Materials	2.23	3.72
Consumer Cyclical	13.71	10.40
Financial Services	7.72	19.61
Real Estate	0.56	1.42
Communication Services	6.60	6.00
Energy	0.49	3.30
Industrials	27.27	12.80
Technology	27.30	24.84
Consumer Defensive	4.83	4.19
Healthcare	8.82	8.88
Utilities	0.47	4.84

Fixed Income Analysis

Credit Quality

Rating	% of Bond	Rating	% of Bond
AAA	6.29	BB	9.30
AA	31.12	B	2.84
A	14.91	Below B	0.91
BBB	33.64	NR	0.98

Interest Rate Risk

	Portfolio %	Bmark %
Avg Eff Maturity	8.91	8.57
Avg Eff Duration	5.59	3.55
Avg Credit Quality	BBB	NA

Return as of date

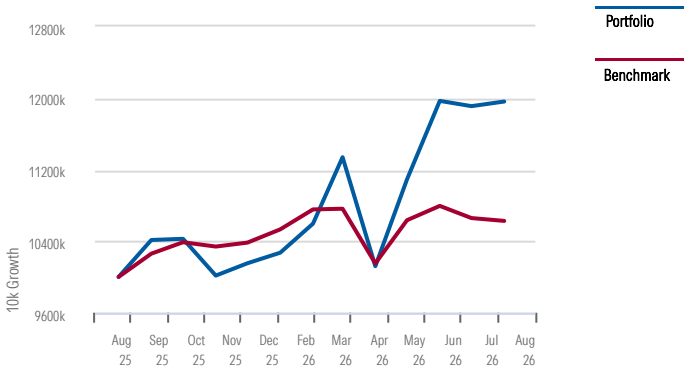

Trailing Return

	Portfolio %	Bmark %
YTD	16.46	0.90
1 Month	0.43	-0.30
2 Month	-0.06	-1.55
3 Month	7.85	-0.07
6 Month	12.89	-1.19
1 Year	19.62	6.27
3 Year	7.67	7.54
5 Year	-2.43	1.68
10 Year	4.64	2.59

Performance Disclosure

The performance data quoted represents past performance and does not guarantee future results. The investment return and principal value of an investment will fluctuate thus an investor's shares, when redeemed, may be worth more or less than their original cost. Current performance may be lower or higher than return data quoted herein. For information current to the most recent month-end, please visit http://www.morningstaradvisor.com/familyinfo.asp

©2026 Morningstar. All Rights Reserved. The information, data, analyses and opinions contained herein (1) include the confidential and proprietary information of Morningstar, (2) may include, or be derived from, account information provided by your financial advisor which cannot be verified by Morningstar, (3) may not be copied or redistributed, (4) do not constitute investment advice offered by Morningstar, (5) are provided solely for informational purposes and therefore are not an offer to buy or sell a security, and (6) are not warranted to be correct, complete or accurate. Except as otherwise required by law, Morningstar shall not be responsible for any trading decisions, damages or other losses resulting from, or related to, this information, data, analyses or opinions or their use. This report is supplemental sales literature, and therefore must be preceded or accompanied by a prospectus and disclosure statement. Please read the prospectus carefully.

MORNINGSTAR®

Portfolio Snapshot : Ben Stokes Group : Test124

Market Value	Report Currency	Benchmark
$2,743,149.67	USD	Azimut Morningstar Italy All Fund GR EUR

Risk Analysis

Risk & Reward Analysis

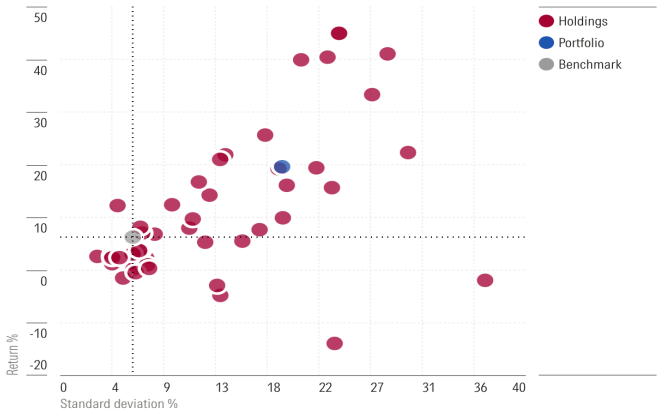

Risk and Return Statistics

	Mean	Sharpe Ratio	Standard Deviation
1 Year	1.64	0.83	19.07
3 Year	0.72	0.25	16.17
5 Year	-0.08	-0.28	17.22
10 Year	0.50	0.21	16.90

MPT Statistics (Net of Fees)	Alpha	Beta	R-Squared
1 Year	-3.07	1.21	0.66
3 Year	-9.09	1.02	0.61
5 Year	-11.76	0.87	0.60
10 Year	-5.76	0.87	0.58

Fundamental Analysis

Valuation Multiples	Portfolio %	Bmark %
Price/Earnings	17.69	16.54
Price/Book	2.36	2.72
Price/Sales	1.53	1.96
Price/Cash Flow	10.29	10.78

Fee & Expenses

Management Fee	0.81%
Ongoing Charge	0.81%

Top 10 Holdings

Name	Type	Valuation Date	Market Value	Asset %
Baillie Gifford & Co - Japanese Sml Cos B Acc (GBP...	OE	31-07-2026	£1,200,000	59.00
Threadneedle UK Equity Income Ret Inc	OE	31-07-2026	£26,750	1.32
Cazenove UK Smaller Companies B	OE	31-07-2026	£25,700	1.26
CF Arch CRU Investment Port A ACC	-	31-07-2026	£25,183	1.24
Muzinich Global Tactical Credit Hedged Founder Inc...	OE	31-07-2026	£24,672	1.21
Man GLG Japan CoreAlpha Equity I GBP	OE	31-07-2026	£24,165	1.19
Pimco GIS Capital Securities Investor Hedged Acc E...	OE	31-07-2026	€27,820	1.14
Pimco GIS Asia Strategic Interest Bond E Unhedged ...	OE	31-07-2026	€27,282	1.12
Pimco GIS Diversified Income Admin Inc USD	OE	31-07-2026	$28,363	1.04
cash	-	31-07-2026	800,000.د.إ	8.02

Top 10 Underlying Holdings

Name	Sector	Country	Asset %
Harmonic Drive Systems Inc	Industrials	Japan	2.48
Seiko Group Corp	Consumer Cyclical	Japan	1.25
Taiwan Semiconductor Manufacturing Co Ltd	Technology	Taiwan	0.64
10 Year Treasury Note Future June 26	-	United States	0.43
Samsung Electronics Co Ltd	Technology	South Korea	0.39
SK hynix Inc	Technology	South Korea	0.35
5 Year Treasury Note Future June 26	-	United States	0.23
2 Year Treasury Note Future June 26	-	United States	0.21
NVIDIA Corp	Technology	United States	0.19
Tencent Holdings Ltd	Communication Services	China	0.18

©2026 Morningstar. All Rights Reserved. The information, data, analyses and opinions contained herein (1) include the confidential and proprietary information of Morningstar, (2) may include, or be derived from, account information provided by your financial advisor which cannot be verified by Morningstar, (3) may not be copied or redistributed, (4) do not constitute investment advice offered by Morningstar, (5) are provided solely for informational purposes and therefore are not an offer to buy or sell a security, and (6) are not warranted to be correct, complete or accurate. Except as otherwise required by law, Morningstar shall not be responsible for any trading decisions, damages or other losses resulting from, or related to, this information, data, analyses or opinions or their use. This report is supplemental sales literature, and therefore must be preceded or accompanied by a prospectus and disclosure statement. Please read the prospectus carefully.

MORNINGSTAR®

Portfolio X-Ray : Stock and Shared ISA

Portfolio Holdings

Total: 52 Holdings	Type	Valuation Date	Market Value	Asset %
Baillie Gifford & Co - Japanese Sml Cos B Acc (GBP...	OE	31-07-2026	£1,200,000	59.00
Threadneedle UK Equity Income Ret Inc	OE	31-07-2026	£26,750	1.32
Cazenove UK Smaller Companies B	OE	31-07-2026	£25,700	1.26
CF Arch CRU Investment Port A ACC	-	31-07-2026	£25,183	1.24
Muzinich Global Tactical Credit Hedged Founder Inc...	OE	31-07-2026	£24,672	1.21
Man GLG Japan CoreAlpha Equity I GBP	OE	31-07-2026	£24,165	1.19
Pimco GIS Capital Securities Investor Hedged Acc E...	OE	31-07-2026	€27,820	1.14
Pimco GIS Asia Strategic Interest Bond E Unhedged ...	OE	31-07-2026	€27,282	1.12
Pimco GIS Diversified Income Admin Inc USD	OE	31-07-2026	$28,363	1.04
cash	-	31-07-2026	800,000.د.إ	8.02
iShares MSCI AC Far East ex-Japan UCITS ETF GBP	ETF	31-07-2026	£19,391	0.95
JPM Global Unconstrained Equity A Acc EUR	OE	31-07-2026	€22,193	0.91
NB Private Equity Partners Class A Ord	CEE	31-07-2026	£18,061	0.89
JPMorgan Investment Funds - US Bond Fund A (acc) -...	OE	31-07-2026	$23,664	0.87
JPMorgan Funds - Emerging Markets Equity Fund A (d...	OE	31-07-2026	$23,168	0.85
Merian Global Equity Absolute Return R Hedged Acc ...	OE	31-07-2026	£17,200	0.85
JPM Japan Equity A Dis $	OE	31-07-2026	$22,678	0.83
PIMCO GIS Total Return Bond Fund E Class SGD (Hedg...	OE	31-07-2026	S$28,912	0.83
L&G All Stocks Index Linked Gilt Index Trust C Inc	OE	31-07-2026	£16,778	0.82
JPMorgan Emerging Markets IT plc Ord 2.5P	CEE	31-07-2026	£16,361	0.80
JPM Emerging Mkts Eq A Dis USD	OE	31-07-2026	$21,712	0.80
JPM Emerging Markets Investment Grade Bond I Acc N...	OE	31-07-2026	$21,238	0.78
BR US Dollar Liquidity Fund	OE	31-07-2026	$20,304	0.75
iShares MSCI EM Asia UCITS ETF	ETF	31-07-2026	$19,845	0.73
iShares Global Corp Bond UCITS ETF USD	ETF	31-07-2026	$18,942	0.70
Guinness Sustainable Energy C Acc GBP	OE	31-07-2026	£13,588	0.67
Morg Stnly US Growth A USD	OE	31-07-2026	$17,628	0.65
Janus Henderson Horizon Euroland A2 Acc EUR	OE	31-07-2026	€15,542	0.64
Invesco Euro Bond A Acc EUR	OE	31-07-2026	€15,141	0.62
Fidelity Moneybuilder Income Y Dis GBP	OE	31-07-2026	£11,765	0.58
Fidelity Moneybuilder Income A Acc	OE	31-07-2026	£11,416	0.56
European Assets Trust PLC	-	31-07-2026	£11,073	0.54
IFSL Tilney Bestinvest Income Portfolio H USD	-	31-07-2026	$14,354	0.53
Dimensional Sterling Inflation Linked Intermediate...	OE	31-07-2026	£10,734	0.53
IFSL Tilney Bestinvest Income and Growth Portfolio...	-	31-07-2026	$13,968	0.51
Guinness Global Innovators Y ACC	OE	31-07-2026	$13,213	0.49
Franklin Technology A Acc USD	OE	31-07-2026	$12,119	0.45
CAPITA FINANCIAL WOODFORD EQUITY INCOME Z INC GBP	OE	31-07-2026	£8,814	0.43
BMO Responsible Global R ACC EUR	OE	31-07-2026	€10,073	0.41
BRITISH AMER TOBACCO ORD GBP0.25	ST	31-07-2026	£8,216	0.40
Mngd Perform 12mth GBP ROLLUP	-	31-07-2026	£6,813	0.33
CAPITA FINANCIAL MANAGERS WOODFORD EQUITY INCOME Z...	OE	31-07-2026	$8,513	0.31
HSBC World Selection Portfolio 5 USD	OE	31-07-2026	$7,925	0.29
Harmony Strlng Bal B	OE	31-07-2026	£5,786	0.28
HSBC World Selection Portfolio 3 USD	OE	31-07-2026	$7,639	0.28
Fundsmith LLP	OE	31-07-2026	£5,542	0.27
HSBC World Selection Portfolio 1 USD	OE	31-07-2026	$7,359	0.27
Jupiter European Growth Fund Class L EUR	OE	31-07-2026	€6,549	0.27
Emirates MENA Top Companies Class B	OE	31-07-2026	$7,084	0.26

©2026 Morningstar. All Rights Reserved. The information, data, analyses and opinions contained herein (1) include the confidential and proprietary information of Morningstar, (2) may include, or be derived from, account information provided by your financial advisor which cannot be verified by Morningstar, (3) may not be copied or redistributed, (4) do not constitute investment advice offered by Morningstar, (5) are provided solely for informational purposes and therefore are not an offer to buy or sell a security, and (6) are not warranted to be correct, complete or accurate. Except as otherwise required by law, Morningstar shall not be responsible for any trading decisions, damages or other losses resulting from, or related to, this information, data, analyses or opinions or their use. This report is supplemental sales literature, and therefore must be preceded or accompanied by a prospectus and disclosure statement. Please read the prospectus carefully.

MORNINGSTAR®

JPMorgan Funds C America Equity A (dist) - USD	OE	31-07-2026	$6,289	0.23
Invesco Global Leisure Fund C	OE	31-07-2026	$6,035	0.22
Nedgroup Investments Core Bond A	OE	31-07-2026	R18,499	0.04

©2026 Morningstar. All Rights Reserved. The information, data, analyses and opinions contained herein (1) include the confidential and proprietary information of Morningstar, (2) may include, or be derived from, account information provided by your financial advisor which cannot be verified by Morningstar, (3) may not be copied or redistributed, (4) do not constitute investment advice offered by Morningstar, (5) are provided solely for informational purposes and therefore are not an offer to buy or sell a security, and (6) are not warranted to be correct, complete or accurate. Except as otherwise required by law, Morningstar shall not be responsible for any trading decisions, damages or other losses resulting from, or related to, this information, data, analyses or opinions or their use. This report is supplemental sales literature, and therefore must be preceded or accompanied by a prospectus and disclosure statement. Please read the prospectus carefully.

MORNINGSTAR®

Stock Intersection: Stocks and Shares ISA

This table shows how the top 50 long stock holdings are distributed across the portfolio, ranked by the percentage of portfolio net assets. The Holding Portfolio Date is the date that the fund's portfolio was last updated. When making comparisons among funds, it is important to keep in mind that a fund's portfolio could be up to eight months old at the time of publication. Please refer to the disclosures section for additional information.

Portfolio Holdings

Stock	Sector	Portfolio Date	% of Investments
Harmonic Drive Systems Inc	Industrials		**2.48**
Merian Global Equity Absolute Return R Hedged Acc GBP		30-06-2026	0.00
Baillie Gifford & Co - Japanese Sml Cos B Acc (GBP)		30-06-2026	2.48
Seiko Group Corp	Consumer Cyclical		**1.25**
JPM Japan Equity A Dis $		31-07-2026	0.02
Baillie Gifford & Co - Japanese Sml Cos B Acc (GBP)		30-06-2026	1.24
Taiwan Semiconductor Manufacturing Co Ltd	Technology		**0.64**
JPMorgan Funds - Emerging Markets Equity Fund A (dist) - USD		31-07-2026	0.16
iShares MSCI AC Far East ex-Japan UCITS ETF GBP		21-08-2026	0.18
JPMorgan Emerging Markets IT plc Ord 2.5P		30-06-2026	0.15
iShares MSCI EM Asia UCITS ETF		21-08-2026	0.13
BMO Responsible Global R ACC EUR		30-06-2026	0.01
10 Year Treasury Note Future June 26			**0.43**
PIMCO GIS Total Return Bond Fund E Class SGD (Hedged) Accumulation		31-03-2026	0.08
Pimco GIS Asia Strategic Interest Bond E Unhedged EUR		31-03-2026	0.03
Pimco GIS Diversified Income Admin Inc USD		31-03-2026	0.07
Pimco GIS Capital Securities Investor Hedged Acc EUR		31-03-2026	0.25
Samsung Electronics Co Ltd	Technology		**0.39**
JPMorgan Funds - Emerging Markets Equity Fund A (dist) - USD		31-07-2026	0.13
iShares MSCI AC Far East ex-Japan UCITS ETF GBP		21-08-2026	0.09
JPMorgan Emerging Markets IT plc Ord 2.5P		30-06-2026	0.08
iShares MSCI EM Asia UCITS ETF		21-08-2026	0.07
Franklin Technology A Acc USD		31-07-2026	0.01
SK hynix Inc	Technology		**0.35**
JPM Global Unconstrained Equity A Acc EUR		31-07-2026	0.02
JPMorgan Funds - Emerging Markets Equity Fund A (dist) - USD		31-07-2026	0.12
iShares MSCI AC Far East ex-Japan UCITS ETF GBP		21-08-2026	0.07
JPMorgan Emerging Markets IT plc Ord 2.5P		30-06-2026	0.09
iShares MSCI EM Asia UCITS ETF		21-08-2026	0.05
Franklin Technology A Acc USD		31-07-2026	0.00
5 Year Treasury Note Future June 26			**0.23**
PIMCO GIS Total Return Bond Fund E Class SGD (Hedged) Accumulation		31-03-2026	0.12
Pimco GIS Asia Strategic Interest Bond E Unhedged EUR		31-03-2026	0.00
Pimco GIS Diversified Income Admin Inc USD		31-03-2026	0.10
Pimco GIS Capital Securities Investor Hedged Acc EUR		31-03-2026	0.00
2 Year Treasury Note Future June 26			**0.21**
PIMCO GIS Total Return Bond Fund E Class SGD (Hedged) Accumulation		31-03-2026	0.01
Pimco GIS Asia Strategic Interest Bond E Unhedged EUR		31-03-2026	0.02
Pimco GIS Diversified Income Admin Inc USD		31-03-2026	0.07

©2026 Morningstar. All Rights Reserved. The information, data, analyses and opinions contained herein (1) include the confidential and proprietary information of Morningstar, (2) may include, or be derived from, account information provided by your financial advisor which cannot be verified by Morningstar, (3) may not be copied or redistributed, (4) do not constitute investment advice offered by Morningstar, (5) are provided solely for informational purposes and therefore are not an offer to buy or sell a security, and (6) are not warranted to be correct, complete or accurate. Except as otherwise required by law, Morningstar shall not be responsible for any trading decisions, damages or other losses resulting from, or related to, this information, data, analyses or opinions or their use. This report is supplemental sales literature, and therefore must be preceded or accompanied by a prospectus and disclosure statement. Please read the prospectus carefully.

MORNINGSTAR®

Hon Hai Precision Industry Co Ltd	Technology		**0.02**
iShares MSCI AC Far East ex-Japan UCITS ETF GBP		21-08-2026	0.01
iShares MSCI EM Asia UCITS ETF		21-08-2026	0.01
NatWest Group PLC 7.416%			**0.02**
Fidelity Moneybuilder Income Y Dis GBP		30-06-2026	0.01
Fidelity Moneybuilder Income A Acc		30-06-2026	0.01
Ministerio de Hacienda y Credito Publico 11.75%			**0.02**
PIMCO GIS Total Return Bond Fund E Class SGD (Hedged) Accumulation		31-03-2026	0.00
Pimco GIS Asia Strategic Interest Bond E Unhedged EUR		31-03-2026	0.01
Pimco GIS Diversified Income Admin Inc USD		31-03-2026	0.00
United States Treasury Bonds 4.625%			**0.02**
PIMCO GIS Total Return Bond Fund E Class SGD (Hedged) Accumulation		31-03-2026	0.00
JPMorgan Investment Funds - US Bond Fund A (acc) - USD		31-07-2026	0.01
Vantage Data Centers Jersey Borrower SPV Ltd. 6.172%			**0.02**
Fidelity Moneybuilder Income Y Dis GBP		30-06-2026	0.01
Fidelity Moneybuilder Income A Acc		30-06-2026	0.01
China Longyuan Power Group Corp Ltd Class H	Utilities		**0.02**
iShares MSCI AC Far East ex-Japan UCITS ETF GBP		21-08-2026	0.00
Guinness Sustainable Energy C Acc GBP		31-07-2026	0.02
Asia Vital Components Co Ltd	Technology		**0.02**
JPMorgan Funds - Emerging Markets Equity Fund A (dist) - USD		31-07-2026	0.01
iShares MSCI AC Far East ex-Japan UCITS ETF GBP		21-08-2026	0.00
iShares MSCI EM Asia UCITS ETF		21-08-2026	0.00
Booking Holdings Inc	Consumer Cyclical		**0.01**
JPM Global Unconstrained Equity A Acc EUR		31-07-2026	0.01
JPMorgan Funds C America Equity A (dist) - USD		31-07-2026	0.00
National Australia Bank Ltd. 1.699%			**0.01**
Fidelity Moneybuilder Income Y Dis GBP		30-06-2026	0.01
Fidelity Moneybuilder Income A Acc		30-06-2026	0.01
Hyundai Rotem Co	Industrials		**0.01**
JPMorgan Funds - Emerging Markets Equity Fund A (dist) - USD		31-07-2026	0.01
iShares MSCI AC Far East ex-Japan UCITS ETF GBP		21-08-2026	0.00
iShares MSCI EM Asia UCITS ETF		21-08-2026	0.00
Monolithic Power Systems Inc	Technology		**0.01**
JPMorgan Funds - Emerging Markets Equity Fund A (dist) - USD		31-07-2026	0.01
Franklin Technology A Acc USD		31-07-2026	0.01
Abu Dhabi Islamic Bank	Financial Services		**0.01**
JPMorgan Funds - Emerging Markets Equity Fund A (dist) - USD		31-07-2026	0.01
JPMorgan Emerging Markets IT plc Ord 2.5P		30-06-2026	0.01
ING Groep N.V. 8%			**0.01**

©2026 Morningstar. All Rights Reserved. The information, data, analyses and opinions contained herein (1) include the confidential and proprietary information of Morningstar, (2) may include, or be derived from, account information provided by your financial advisor which cannot be verified by Morningstar, (3) may not be copied or redistributed, (4) do not constitute investment advice offered by Morningstar, (5) are provided solely for informational purposes and therefore are not an offer to buy or sell a security, and (6) are not warranted to be correct, complete or accurate. Except as otherwise required by law, Morningstar shall not be responsible for any trading decisions, damages or other losses resulting from, or related to, this information, data, analyses or opinions or their use. This report is supplemental sales literature, and therefore must be preceded or accompanied by a prospectus and disclosure statement. Please read the prospectus carefully.

MORNINGSTAR®

Pimco GIS Asia Strategic Interest Bond E Unhedged EUR	31-03-2026	0.00
Pimco GIS Capital Securities Investor Hedged Acc EUR	31-03-2026	0.01

©2026 Morningstar. All Rights Reserved. The information, data, analyses and opinions contained herein (1) include the confidential and proprietary information of Morningstar, (2) may include, or be derived from, account information provided by your financial advisor which cannot be verified by Morningstar, (3) may not be copied or redistributed, (4) do not constitute investment advice offered by Morningstar, (5) are provided solely for informational purposes and therefore are not an offer to buy or sell a security, and (6) are not warranted to be correct, complete or accurate. Except as otherwise required by law, Morningstar shall not be responsible for any trading decisions, damages or other losses resulting from, or related to, this information, data, analyses or opinions or their use. This report is supplemental sales literature, and therefore must be preceded or accompanied by a prospectus and disclosure statement. Please read the prospectus carefully.

MORNINGSTAR®

General Disclosure

This Report is for informational purposes only and has no regard to the specific investment objectives, financial situation or particular needs of any specific recipient. This publication is intended to provide information to assist investors in making their own investment decisions, not to provide investment advice to any specific investor. Users and user clients must exercise their own independent judgment as to the suitability of such investments in the light of their own investment objectives, experience, taxation status and financial position. This report does not constitute investment, legal, tax or other advice. Reference to any specific security does not constitute a personal recommendation to buy or sell that security. The information, data, analyses, and opinions presented herein are provided as of the date written and are subject to change without notice. Every effort has been made to ensure the accuracy of the information provided, but Morningstar makes no warranty, express or implied regarding such information. The information presented herein will be deemed to be superseded by any subsequent versions of this report.

Investments in securities (including mutual funds) are subject to market and other risks and there is no assurance or guarantee that the intended investment objectives will be achieved. Past performance of a security may or may not be sustained in future and is no indication of future performance. A security investment return and an investor's principal value will fluctuate so that, when redeemed, an investor's shares may be worth more or less than their original cost. A security's current investment performance may be lower or higher than the investment performance noted within the report.

Unless otherwise provided in a separate agreement, the report recipient may use this report only in the country in which its original distributor is based. The information, data, analyses and opinions contained herein (1) include the confidential and proprietary information of Morningstar, (2) may include, or be derived from, account information provided by your financial professional which cannot be verified by Morningstar, (3) may not be copied or redistributed, (4) do not constitute investment advice offered by Morningstar, (5) are provided solely for informational purposes and therefore are not an offer to buy or sell a security, and (6) are not warranted to be correct, complete or accurate. Opinions expressed are as of the date written and are subject to change without notice. Investment research is produced and issued by subsidiaries of Morningstar, Inc. If applicable it must be preceded or accompanied by a prospectus, or equivalent, and disclosure statement.

Except as otherwise required by law or provided for in a separate agreement, the analyst, Morningstar and its officers, directors and employees will not be responsible or liable for any trading decisions, damages or losses resulting from, or related to, the information, data, analyses or opinions within the report. Morningstar encourages users and user clients to read all relevant issue documents pertaining to the security concerned, including without limitation, information relevant to its investment objectives, risks, and costs before making an investment decision and when deemed necessary, to seek the advice of a legal, tax, and/or accounting professional. The Report and its contents are not directed to, or intended for distribution to or use by, any person or entity who is a citizen or resident of or located in any locality, state, country or other jurisdiction where such distribution, publication, availability or use would be contrary to law or regulation or which would subject Morningstar or its affiliates to any registration or licensing requirements in such jurisdiction.

The constituent parts of this report, the information presented and the associated processes facilitating report production are coordinated through a Morningstar subsidiary, domiciled in the United States (U.S.). Any related references to U.S. entities, bodies and/or authorities are included accordingly.

This report is produced for use in the United Kingdom, issued by Morningstar UK Limited, company number 04031849, registered office 1 Oliver's Yard, 55-71 City Road, London, EC1Y 1HQ. Telephone 020 3107 0000. Pursuant to the requirements of the UK Financial Services and Markets Act and the associated Regulated Activities Order, Morningstar UK Limited does not carry out regulated activities and therefore does not require authorisation and regulation by the UK Financial Conduct Authority.

©2026 Morningstar Inc. All Rights Reserved. The Morningstar name and logo are registered trademarks of Morningstar, Inc. This report includes proprietary materials of Morningstar. Unauthorised reproduction, transcription, or other use, by any means, in whole or in part, without the prior written consent of Morningstar is prohibited.

Morningstar, Inc. is a leading provider of independent investment insights in North America, Europe, Australia, and Asia. Morningstar offers an extensive line of products and solutions that serve a wide range of market participants, including individual and institutional investors in public and private capital markets, financial advisors and wealth managers, asset managers, retirement plan providers and sponsors, and issuers of fixed-income securities. Morningstar provides data and research insights on a wide range of investment offerings, including managed investment products, publicly listed companies, private capital markets, debt securities, and real-time global market data. Morningstar also offers investment management services through its investment advisory subsidiaries. The Company operates through wholly-owned subsidiaries in 32 countries.

©2026 Morningstar. All Rights Reserved. The information, data, analyses and opinions contained herein (1) include the confidential and proprietary information of Morningstar, (2) may include, or be derived from, account information provided by your financial advisor which cannot be verified by Morningstar, (3) may not be copied or redistributed, (4) do not constitute investment advice offered by Morningstar, (5) are provided solely for informational purposes and therefore are not an offer to buy or sell a security, and (6) are not warranted to be correct, complete or accurate. Except as otherwise required by law, Morningstar shall not be responsible for any trading decisions, damages or other losses resulting from, or related to, this information, data, analyses or opinions or their use. This report is supplemental sales literature, and therefore must be preceded or accompanied by a prospectus and disclosure statement. Please read the prospectus carefully.

MORNINGSTAR®